



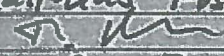

ALTO MAIPO	OWNER'S INSTRUCTION Section 2.29 PHAM-PLN12-INS-0003	
-------------------	---	---

Contract: <input type="checkbox"/> AM-CO610/620B <input checked="" type="checkbox"/> AM-CO630/620A	SI N° 0120
Scope Segment Description: Tunnel VL4 Grouting	Scope Segment ID: 3,4,2
Location: VL4 0+671,0	Time for Compliance:

Contractor shall immediately proceed with the Work described below, in accordance with the terms and conditions of the Contract. This instruction is limited to maximum of 1000 UF or USD \$ 50,000., and without impact on the lump sums or schedule (except for Equivalent Times in the BOQ).

Instruction:	
Pregrouting VL4 Ch 671,0	
15 holes x 24m	
Stop Pressure	3.5 bar + ground water pressure or
WCR	kg cement
1.0	300
0.8	700
0.6	1000
If no pressure build up, thicken the grout	
After grouting drill two control holes, one on each side, located where the highest grout take occurred.	
If dry, fill the holes. If 0.1 - 30 L/min, grout the holes.	
If > 30 L/min from control hole, drill additional grout holes, split spacing. Measure new holes and repeat as above.	
Owner estimate of impact is: Per Units in BOQ <input type="checkbox"/> ; or cost ; &/or Time	

If Contractor believes that this Instruction constitutes a Change, Contractor shall promptly provide Notice according to Section 11 of the Contract.
Contractor comments (if any):

Issued by Björn Stuge	Received by Contractor Matthias Rosenfeldt
Sign: 	Sign: 
Designation: 	Designation: Geo-Manager
Date: 7/2 2015 Time: 13:00	Date: 02.02.15 Time: 15:00

White (original): Contractor / Yellow (copy 1): OE/ Pink (copy 2): ITO